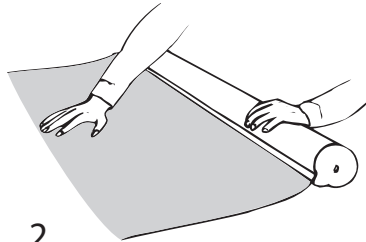


Byte av bild: roll-up



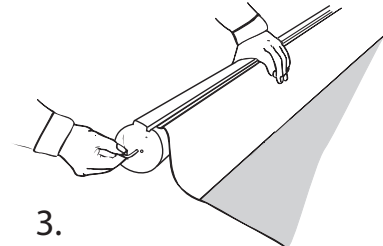
1.

Tag fram låssprinten
(finns under kassetten)



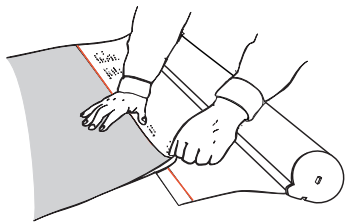
2.

Dra ut bilden helt



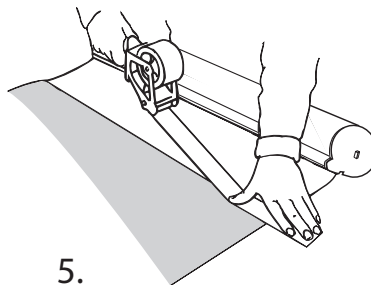
3.

Säkra med låssprinten



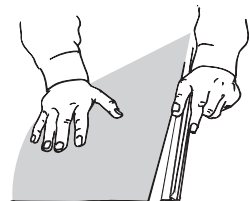
4.

Tag bort den gamla bilden
och sätt dit den nya



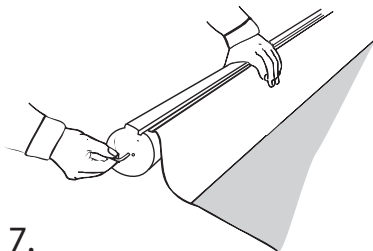
5.

Tejpa över skarven



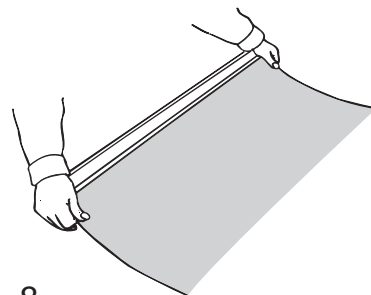
6.

Byt toppprofil



7.

Tag bort låssprinten



8.

Släpp in bilden försiktigt