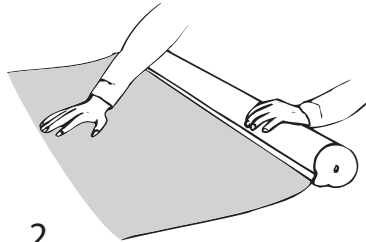


## How to change graphic - roll-up banner/retractable display



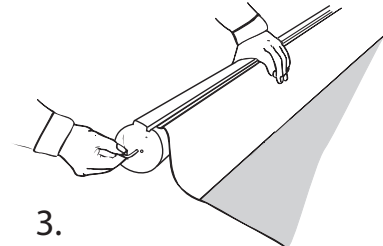
1.

Take the locking pin from the bottom of the cassette



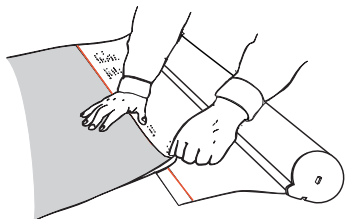
2.

Pull out the entire graphic



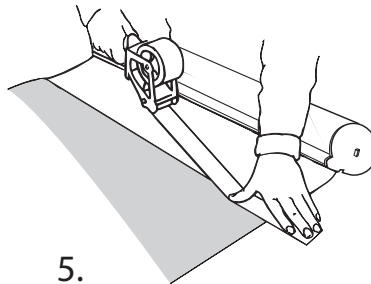
3.

Secure with the locking pin



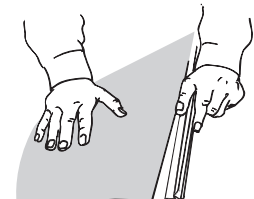
4.

Remove the existing graphic and replace it with the new one



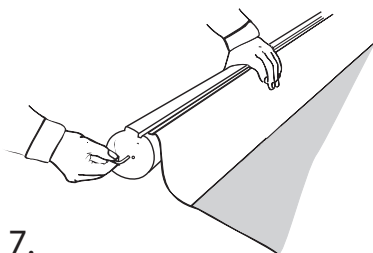
5.

Apply packing tape over the joint



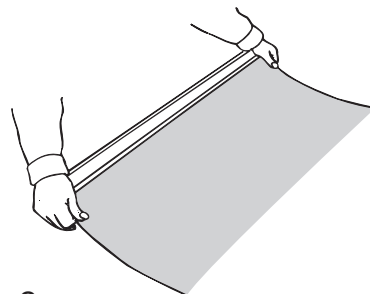
6.

Replace the snap top profile



7.

Remove the locking pin



8.

Let the graphic roll carefully into the cassette